

**pate
 pipe curb assemblies**

standard construction

pipe curb assembly shall consist of heavy ga. galvanized steel roof curb, unitized construction, with integral base plate, 1 1/2" insulation and 2 x 2 treated wood nailer. Unit shall be furnished with acrylic clad thermoplastic cover, fastening screws, graduated step boots with stainless steel clamps.

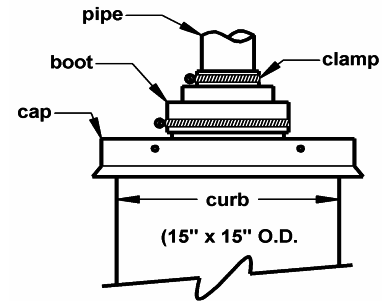
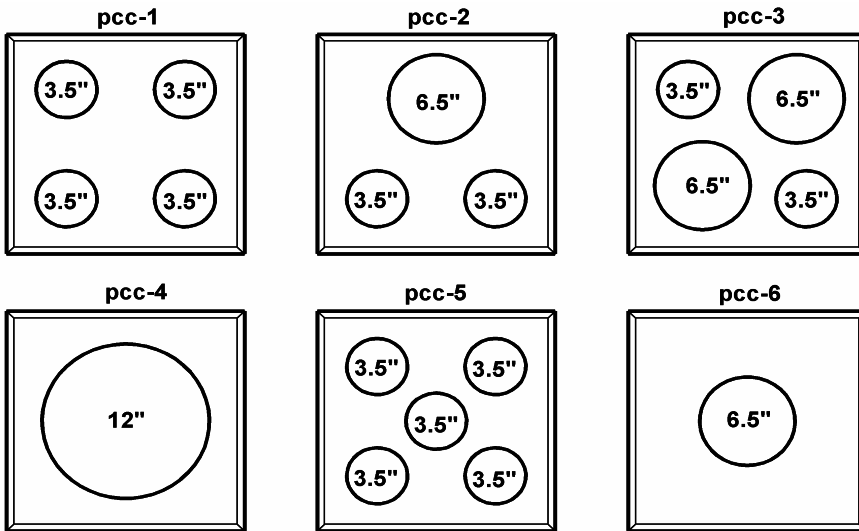
p.o. no. _____
 customer _____

 project _____
 location _____

 architect _____
 engineer _____

pate pipe curb assemblies

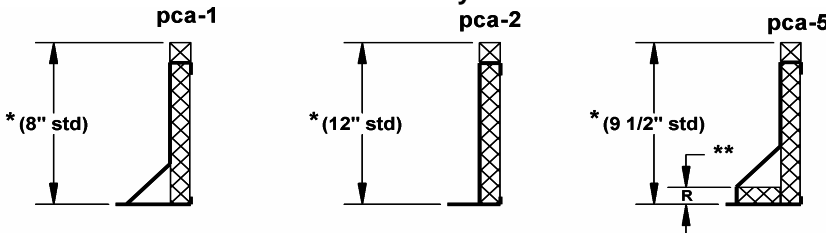
cap styles




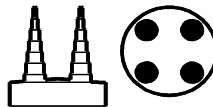
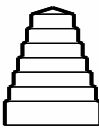
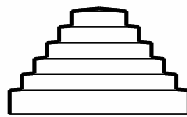
cap and boot packages

- NOTE:** sizes listed are actual O.D.
- pcc-1** for up to 4 pipes: 1/2" - 2 7/8" O.D.
 - pcc-2** for up to 2 pipes: 1/2" - 2 7/8" O.D. and 1 pipe: 3" - 5 1/2" O.D.
 - pcc-2q6** for up to 2 pipes: 1/2" - 2 7/8" O.D. and for up to 4 pipes: 3/8" - 2" O.D.
 - pcc-3** for up to 2 pipes: 1/2" - 2 7/8" O.D. and for up to 2 pipes: 3" - 5 1/2" O.D.
 - pcc-3q6** for up to 2 pipes: 1/2" - 2 7/8" O.D. and for up to 8 pipes: 3/8" - 2" O.D.
 - pcc-4** for 1 pipe: 6" - 10 3/4" O.D.
 - pcc-5** for up to 5 pipes: 1/2" - 2 7/8" O.D.
 - pcc-6** for 1 pipe: 3" - 5 1/2" O.D.
 - pcc-6q6** for up to 4 pipes: 3/8" - 2" O.D.

curb styles



pipe curb assembly requirements

quantity	curb style pca-	*curb height	**raised cant height	cap & boot pkg. pcc-		
					 <p>b-3 1 module graduated step 3 1/2" boot for 1/2" - 2 7/8" actual O.D. pipe</p>	 <p>b-q6 4 module graduated step 6 1/2" boot for 3/8" - 2" actual O.D. pipe</p>
					 <p>b-6 1 module graduated step 6 1/2" boot for 3" - 5" actual O.D. pipe</p>	 <p>b-12 1 module graduated step 12" boot for 6" - 10 3/4" actual O.D. pipe</p>